

S 30..K Plummer Block Housings are split housings for the fitting of series 230..K spherical roller bearings. These housings can be supplied suitable for spherical roller bearings with cylindrical bore, on request.

S 30..K housings are supplied as standard with felt seals. For extreme operating conditions however, the housings are available with additional V-ring or labyrinth seals.

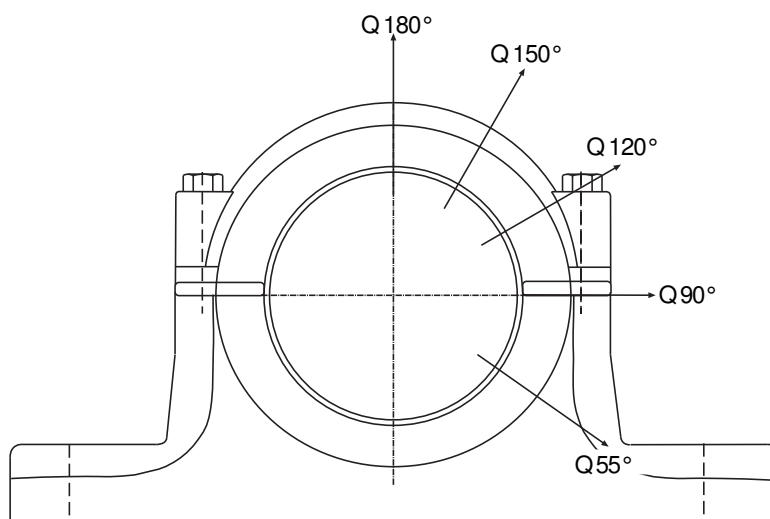
If the shaft terminates in the housing, an end cover (material GG20) is supplied instead of the seal.

S 30..K Plummer Block Housings are manufactured as standard, from Grey Cast Iron GG25. Housings from Spheroidal Cast Iron GGG40 or Cast Steel GS45 are also available for bearing applications requiring higher loads.

This housing series is designed for grease lubrication. In the majority of applications the grease applied during assembly is sufficient to last until the general inspection.

Should regreasing be necessary due to operating conditions, this can be carried out using the grease hole incorporated as standard.

## Breaking loads for S 30.. K Plummer Block Housings



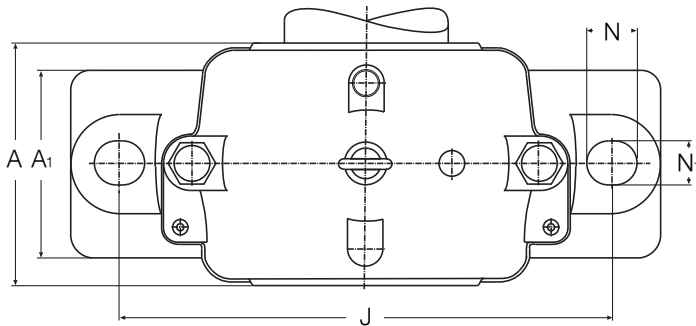
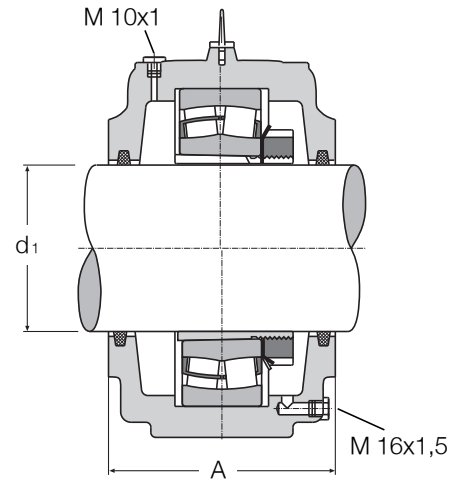
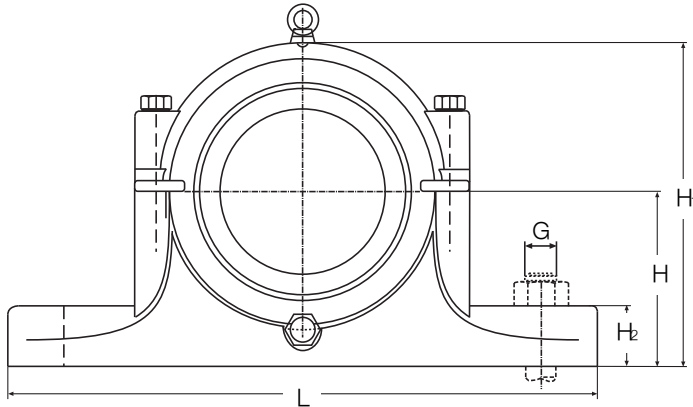
| Housing Ref No | Breaking loads kN |        |        |       |       | Connecting bolts<br>DIN 931 8.8 | Torque Nm | Maximum load kN |        |        |
|----------------|-------------------|--------|--------|-------|-------|---------------------------------|-----------|-----------------|--------|--------|
|                | Q 180°            | Q 150° | Q 120° | Q 90° | Q 55° |                                 |           | Q 180°          | Q 150° | Q 120° |
| S 3024 K       | 270               | 215    | 245    | 320   | 540   | M20 x 100                       | 200       | 130             | 150    | 260    |
| S 3026 K       | 310               | 250    | 280    | 370   | 620   | M20 x 100                       | 200       | 130             | 150    | 260    |
| S 3028 K       | 350               | 280    | 315    | 420   | 700   | M20 x 100                       | 200       | 130             | 150    | 260    |
| S 3030 K       | 390               | 310    | 350    | 470   | 780   | M20 x 110                       | 200       | 130             | 150    | 260    |
| S 3032 K       | 430               | 345    | 390    | 520   | 860   | M20 x 130                       | 200       | 130             | 150    | 260    |
| S 3034 K       | 500               | 400    | 450    | 600   | 1000  | M24 x 120                       | 350       | 130             | 150    | 260    |
| S 3036 K       | 580               | 465    | 520    | 700   | 1160  | M24 x 130                       | 350       | 130             | 150    | 260    |
| S 3038 K       | 650               | 520    | 585    | 780   | 1300  | M24 x 130                       | 350       | 130             | 150    | 260    |
| S 3040 K       | 740               | 590    | 665    | 890   | 1500  | M24 x 140                       | 350       | 180             | 210    | 360    |
| S 3044 K       | 850               | 680    | 765    | 1020  | 1700  | M30 x 150                       | 400       | 180             | 210    | 360    |
| S 3048 K       | 940               | 750    | 845    | 1130  | 1900  | M30 x 170                       | 400       | 180             | 210    | 360    |
| S 3052 K       | 1100              | 880    | 990    | 1320  | 2200  | M36 x 180                       | 600       | 320             | 370    | 640    |
| S 3056 K       | 1240              | 1000   | 1120   | 1500  | 2500  | M36 x 220                       | 600       | 320             | 370    | 640    |

\* for other seals see on page 7

# Plummer Block Housings (split)

Series S 30.. K

For spherical roller bearings with adapter sleeve



| Housing Ref No | Weight kg | d <sub>1</sub> | H   | H <sub>1</sub> | A   | L<br>mm | A <sub>1</sub> | H <sub>2</sub> | J   | N <sub>1</sub> | N  | G    |
|----------------|-----------|----------------|-----|----------------|-----|---------|----------------|----------------|-----|----------------|----|------|
| S 3024 K       | 16,5      | 110            | 112 | 215            | 150 | 390     | 110            | 40             | 320 | 30             | 36 | M 24 |
| S 3026 K       | 19,3      | 115            | 125 | 239            | 160 | 420     | 120            | 45             | 350 | 30             | 36 | M 24 |
| S 3028 K       | 24,6      | 125            | 140 | 259            | 170 | 420     | 120            | 45             | 350 | 30             | 36 | M 24 |
| S 3030 K       | 29,0      | 135            | 150 | 278            | 175 | 460     | 130            | 45             | 380 | 30             | 36 | M 24 |
| S 3032 K       | 37,0      | 140            | 150 | 288            | 190 | 470     | 130            | 50             | 390 | 30             | 36 | M 24 |
| S 3034 K       | 45,0      | 150            | 160 | 320            | 200 | 540     | 160            | 55             | 450 | 36             | 48 | M 30 |
| S 3036 K       | 65,0      | 160            | 170 | 340            | 210 | 560     | 160            | 55             | 470 | 36             | 48 | M 30 |
| S 3038 K       | 67,0      | 170            | 170 | 353            | 210 | 560     | 160            | 55             | 470 | 36             | 48 | M 30 |
| S 3040 K       | 72,0      | 180            | 180 | 373            | 235 | 615     | 170            | 60             | 515 | 36             | 48 | M 30 |
| S 3044 K       | 98,0      | 200            | 200 | 408            | 255 | 690     | 190            | 70             | 580 | 42             | 50 | M 36 |
| S 3048 K       | 110,0     | 220            | 210 | 433            | 265 | 720     | 200            | 75             | 610 | 42             | 50 | M 36 |
| S 3052 K       | 148,0     | 240            | 240 | 485            | 285 | 820     | 220            | 80             | 680 | 52             | 70 | M 45 |
| S 3056 K       | 165,0     | 260            | 250 | 505            | 295 | 860     | 230            | 80             | 720 | 52             | 70 | M 45 |

| Housing<br>Ref No | Matching bearing<br>with adapter<br>sleeve |        | Grease Qty<br>first fill<br>kg | Matching<br>fixing rings |     | Felt strip<br>DIN 5419 |     |
|-------------------|--|--------|--------------------------------|--------------------------|-----|------------------------|-----|
|                   |  |        |                                | Ref                      | Qty | Ref                    | Qty |
| S 3024 K          | 23024 K                                    | H 3024 | 0,50                           | FR 180/10                | 1   | 10 x 8,5-195           | 4   |
| S 3026 K          | 23026 K                                    | H 3026 | 0,80                           | FR 200/10                | 1   | 10 x 8,5-200           | 4   |
| S 3028 K          | 23028 K                                    | H 3028 | 0,90                           | FR 210/10                | 1   | 14 x 11-225            | 4   |
| S 3030 K          | 23030 K                                    | H 3030 | 1,10                           | FR 225/10                | 1   | 14 x 11-240            | 4   |
| S 3032 K          | 23032 K                                    | H 3032 | 1,20                           | FR 240/10                | 1   | 14 x 11-250            | 4   |
| S 3034 K          | 23034 K                                    | H 3034 | 1,40                           | FR 260/10                | 1   | 16 x 12-270            | 4   |
| S 3036 K          | 23036 K                                    | H 3036 | 1,70                           | FR 280/10                | 1   | 16 x 12-285            | 4   |
| S 3038 K          | 23038 K                                    | H 3038 | 1,90                           | FR 290/10                | 1   | 16 x 12-300            | 4   |
| S 3040 K          | 23040 K                                    | H 3040 | 2,20                           | FR 310/10                | 1   | 16 x 12-315            | 4   |
| S 3044 K          | 23044 K                                    | H 3044 | 2,90                           | FR 340/10                | 1   | 16 x 12-350            | 4   |
| S 3048 K          | 23048 K                                    | H 3048 | 4,00                           | FR 360/10                | 1   | 16 x 12-380            | 4   |
| S 3052 K          | 23052 K                                    | H 3052 | 4,50                           | FR 400/10                | 1   | 16 x 12-410            | 4   |
| S 3056 K          | 23056 K                                    | H 3056 | 5,10                           | FR 420/10                | 1   | 16 x 12-445            | 4   |

\* for other seals see on page 7